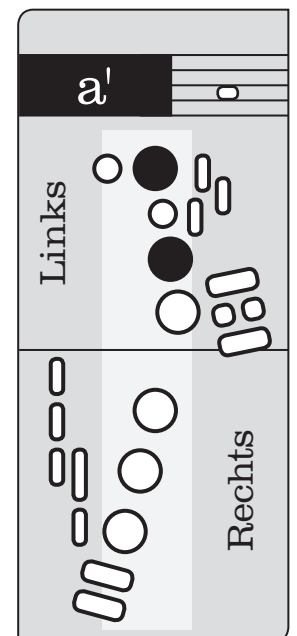
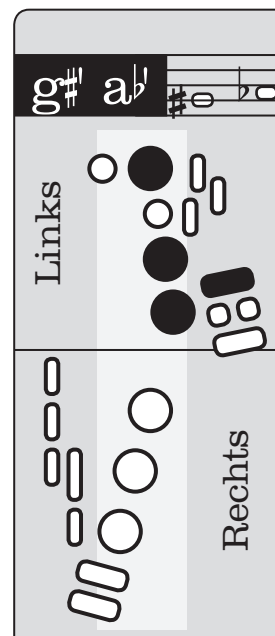
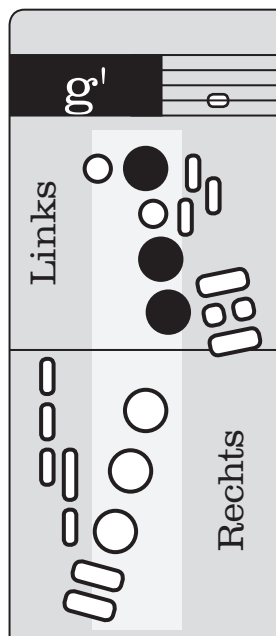
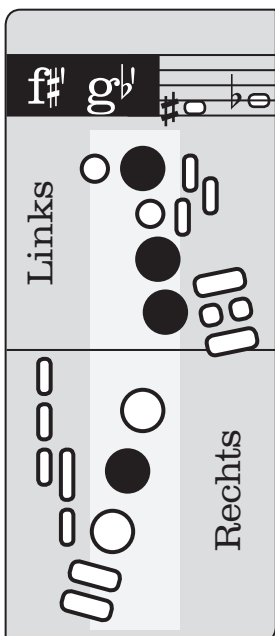
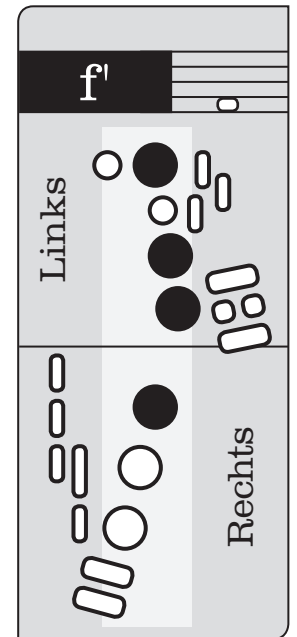
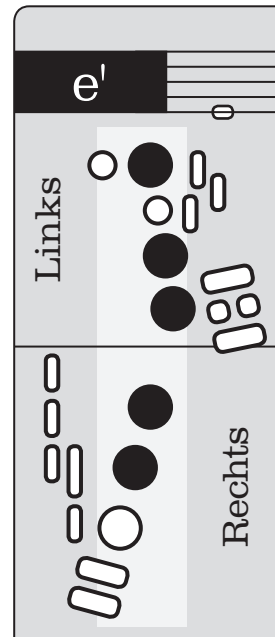
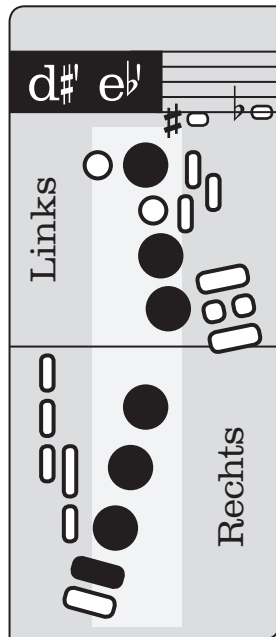
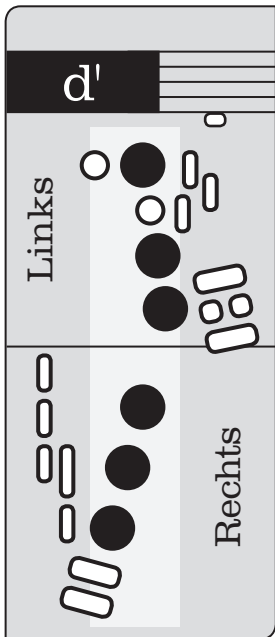
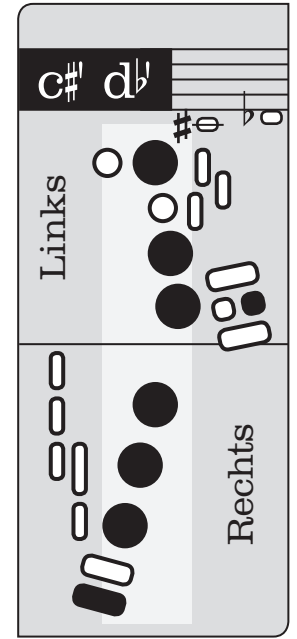
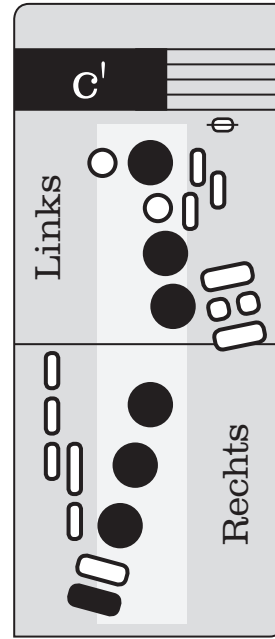
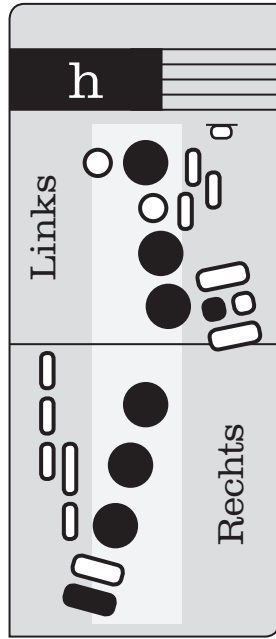
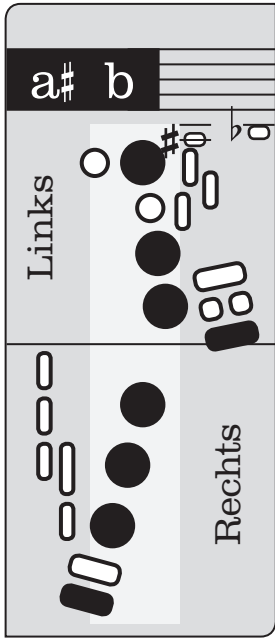


Grundgrifftabelle für Alt(Eb)- und Tenor(B)-Saxophon

a[#] bis a¹

JUPITER[®]
Innovative Wind Instruments For Creative People
www.jupiter.info



Grundgrifftabelle für Alt(Eb)- und Tenor(B)-Saxophon

a \sharp bis c \natural

JUPITER[®]
Innovative Wind Instruments For Creative People
www.jupiter.info

<p>a\sharp b</p>	<p>h</p>	<p>c</p>	<p>c\sharp d\flat</p>	<p>d</p>
<p>d\sharp e</p>	<p>e</p>	<p>f</p>	<p>f\sharp g\flat</p>	<p>g</p>
<p>g\sharp a</p>	<p>a</p>	<p>a\sharp b</p>	<p>h</p>	<p>c</p>

Grundgrifftabelle für Querflöte in C

c' bis h'

JUPITER®

Innovative Wind Instruments For Creative People
www.jupiter.info

c'	
Links	
Rechts	

c# d b'	
Links	
Rechts	

d'	
Links	
Rechts	

d# e b'	
Links	
Rechts	

e'	
Links	
Rechts	

f'	
Links	
Rechts	

f# g b'	
Links	
Rechts	

g'	
Links	
Rechts	

g# a b'	
Links	
Rechts	

a'	
Links	
Rechts	

a# b'	
Links	
Rechts	

h'	
Links	
Rechts	

Grundgrifftabelle für Querflöte in C

c'' bis h''

*Alternativgriff

c''

Links

Rechts

c#'' d#''

Links

Rechts

d''

Links

Rechts

d#'' e#''

Links

Rechts

e''

Links

Rechts

f''

Links

Rechts

f#'' g#''

Links

Rechts

g#''

Links

Rechts

*Alternativgriff

g#'' a#''

Links

Rechts

*Alternativgriff

a''

Links

Rechts

*Alternativgriff

a#'' b''

Links

Rechts

*Alternativgriff

h''

Links

Rechts

Grundgrifftabelle für Querflöte in C

c^{'''} bis h^{'''}

JUPITER[®]

Innovative Wind Instruments For Creative People
www.jupiter.info

<p>c^{'''}</p> <p>Links</p> <p>Rechts</p>	<p>*Alternativgriff</p> <p>c^{'''} d^{b'''}</p> <p>Links</p> <p>Rechts</p>
<p>e^{'''}</p> <p>Links</p> <p>Rechts</p>	<p>*Alternativgriff</p> <p>f^{'''} g^{b'''}</p> <p>Links</p> <p>Rechts</p>
<p>g^{#'''} a^{b'''}</p> <p>Links</p> <p>Rechts</p>	<p>*Alternativgriff</p> <p>a^{'''} b^{b'''}</p> <p>Links</p> <p>Rechts</p>
<p>d^{'''}</p> <p>Links</p> <p>Rechts</p>	<p>*Alternativgriff</p> <p>d^{'''} e^{b'''}</p> <p>Links</p> <p>Rechts</p>
<p>a^{'''}</p> <p>Links</p> <p>Rechts</p>	<p>*Alternativgriff</p> <p>a^{'''} b^{b'''}</p> <p>Links</p> <p>Rechts</p>
<p>h^{'''}</p> <p>Links</p> <p>Rechts</p>	

Grundgrifftabelle für Querflöte in C

c^{'''} bis f^{'''}

JUPITER[®]
Innovative Wind Instruments For Creative People
www.jupiter.info

<p>c^{'''}</p> <p>Links: </p> <p>Rechts: </p>		<p>c^{'''} d^{'''}</p> <p>Links: </p> <p>Rechts: </p>	
<p>e^{'''}</p> <p>Links: </p> <p>Rechts: </p>		<p>d^{'''}</p> <p>Links: </p> <p>Rechts: </p>	
<p>f^{'''}</p> <p>Links: </p> <p>Rechts: </p>		<p>d^{'''} e^{'''}</p> <p>Links: </p> <p>Rechts: </p>	

Grundgrifftabelle

für Euphonium in B

mit seitlichem Quartventil

B' bis c

JUPITER®

www.jupiter.info

B'

Diagram showing the valve configuration for B' (B-flat): L (Left Valve) is depressed, R (Right Valve) is normal.

H'

Diagram showing the valve configuration for H' (B-natural): L (Left Valve) is depressed, R (Right Valve) is normal.

C

Diagram showing the valve configuration for C: L (Left Valve) is depressed, R (Right Valve) is normal.

C# Db

Diagram showing the valve configuration for C# and Db: L (Left Valve) is depressed, R (Right Valve) is normal.

D

Diagram showing the valve configuration for D: L (Left Valve) is depressed, R (Right Valve) is normal.

D# Eb

Diagram showing the valve configuration for D# and Eb: L (Left Valve) is depressed, R (Right Valve) is normal.

E

Diagram showing the valve configuration for E: L (Left Valve) is depressed, R (Right Valve) is normal.

F

Alternativgriff

Diagram showing the valve configuration for F (Alternativgriff): L (Left Valve) is depressed, R (Right Valve) is normal.

F# Gb

Diagram showing the valve configuration for F# and Gb: L (Left Valve) is depressed, R (Right Valve) is normal.

G

Alternativgriff

Diagram showing the valve configuration for G (Alternativgriff): L (Left Valve) is depressed, R (Right Valve) is normal.

G# Ab

Diagram showing the valve configuration for G# and Ab: L (Left Valve) is depressed, R (Right Valve) is normal.

A

Diagram showing the valve configuration for A: L (Left Valve) is depressed, R (Right Valve) is normal.

A# B

Diagram showing the valve configuration for A# and B: L (Left Valve) is depressed, R (Right Valve) is normal.

H

Alternativgriff

Diagram showing the valve configuration for H (Alternativgriff): L (Left Valve) is depressed, R (Right Valve) is normal.

c

Alternativgriff

Diagram showing the valve configuration for c (Alternativgriff): L (Left Valve) is depressed, R (Right Valve) is normal.

Grundgrifftabelle

für Euphonium in B

mit seitlichem Quartventil

c# bis e'

JUPITER®

www.jupiter.info

<p>c# db</p> <p>L R R R</p>	<p>d</p> <p>Alternativgriff</p> <p>L R R R</p>	<p>d# eb</p> <p>L R R R</p>
<p>e</p> <p>L R R R</p>	<p>f</p> <p>L R R R</p>	<p>f# gb</p> <p>L R R R</p>
<p>g</p> <p>Alternativgriff</p> <p>L R R R</p>	<p>g# ab</p> <p>L R R R</p>	<p>a</p> <p>L R R R</p>
<p>a# b</p> <p>L R R R</p>	<p>h</p> <p>L R R R</p>	<p>c'</p> <p>L R R R</p>
<p>c# db</p> <p>L R R R</p>	<p>d'</p> <p>Alternativgriff</p> <p>L R R R</p>	<p>d# eb</p> <p>L R R R</p>

Grundgrifftabelle

für Euphonium in B

mit seitlichem Quartventil

e' bis b'

<p>Diagram for note e' (E4). The staff shows a bass clef with a note on the second line. The fingering is L (left hand), R (right hand), R (right hand), R (right hand).</p>	<p>Diagram for note f' (F4). The staff shows a bass clef with a note on the second space. The fingering is L (left hand), R (right hand), R (right hand), R (right hand).</p>	<p>Diagram for notes f#', gb' (F#4, Gb4). The staff shows a bass clef with notes on the second space and second line. The fingering is L (left hand), R (right hand), R (right hand), R (right hand).</p>
<p>Diagram for note g' (G4). The staff shows a bass clef with a note on the second space. The fingering is L (left hand), R (right hand), R (right hand), R (right hand).</p>	<p>Diagram for notes g#, ab' (G#4, Ab4). The staff shows a bass clef with notes on the second space and second line. The fingering is L (left hand), R (right hand), R (right hand), R (right hand). The text "Alternativgriff" is written in red above the diagram.</p>	<p>Diagram for note a' (A4). The staff shows a bass clef with a note on the second space. The fingering is L (left hand), R (right hand), R (right hand), R (right hand).</p>
<p>Diagram for notes a#, b' (A#4, B4). The staff shows a bass clef with notes on the second space and second line. The fingering is L (left hand), R (right hand), R (right hand), R (right hand).</p>		

Grundzugtabelle für Posaune in B mit Quartventil (F)

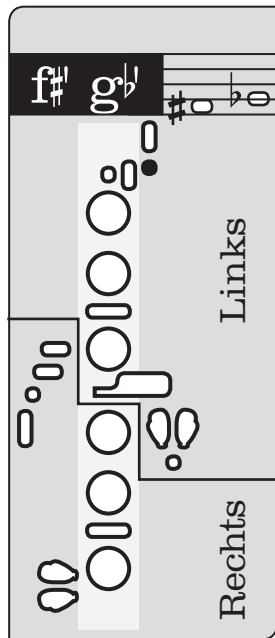
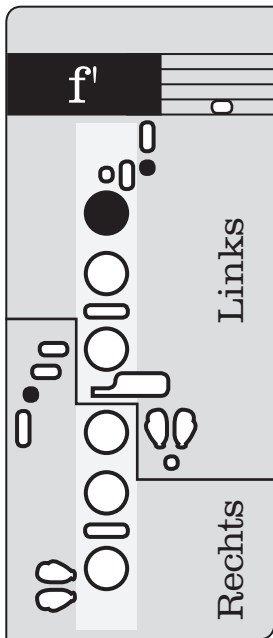
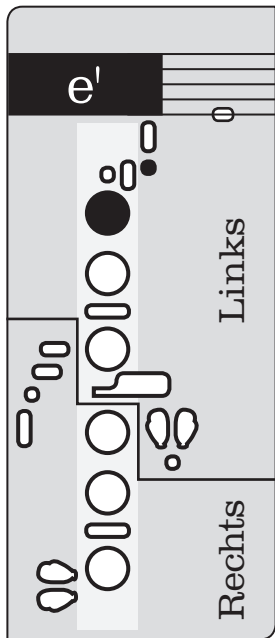
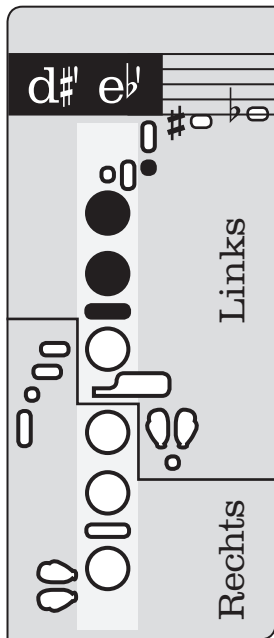
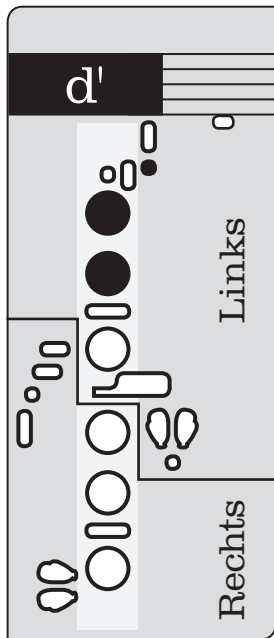
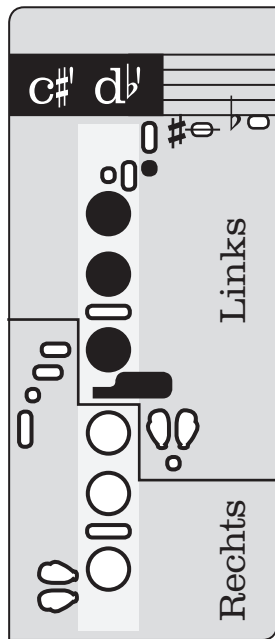
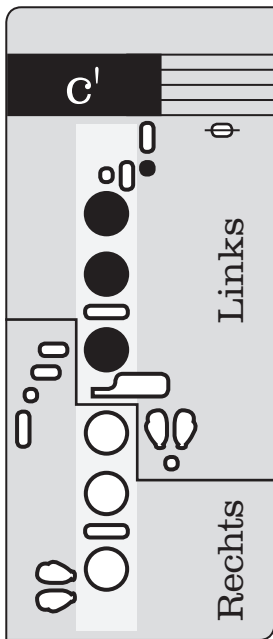
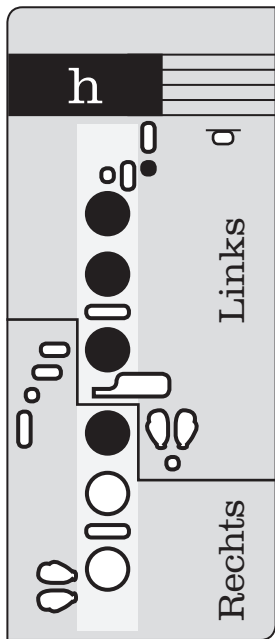
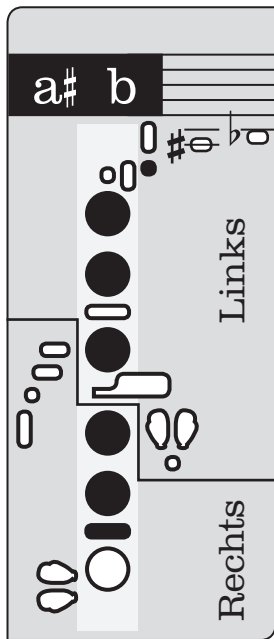
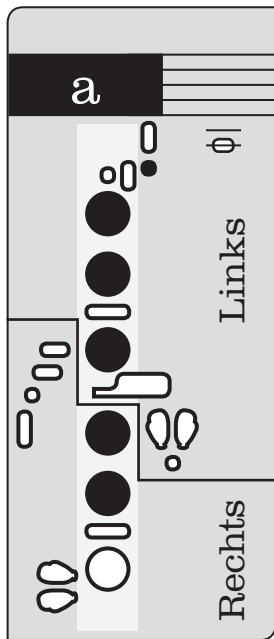
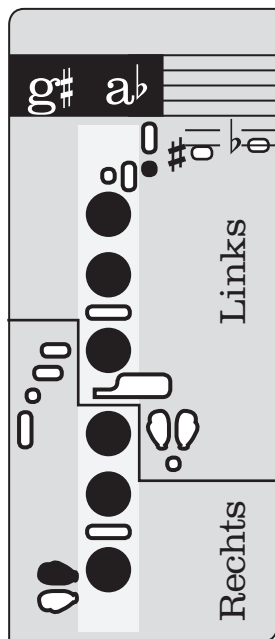
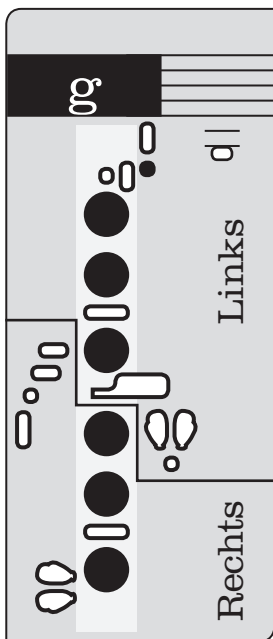
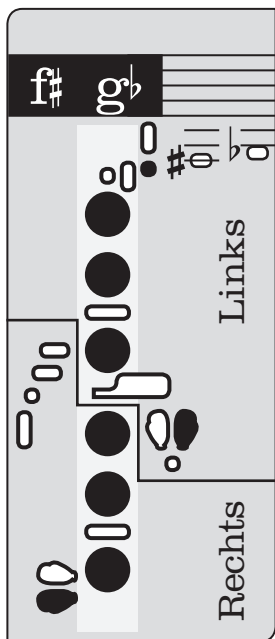
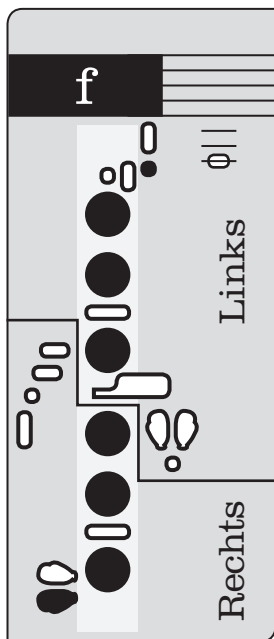
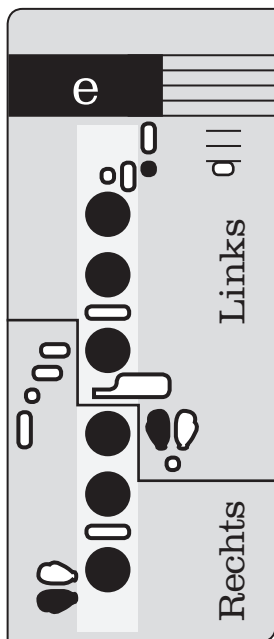
		B ^b	f	b	d'	f'	b'	A [#]	e [#]	a [#]	c ^{*'}	e [#]	a [#]
		F	c					E [#]	H [#]				
1. Zug (geschlossen)													
	mit Quartventil												
		A	e	a	c'	e'	a'	B ^b	f ^b	b ^b	d ^b	f ^b	b ^b
		E	H					F ^b	c ^b				
2. Zug													
	mit Quartventil												
		A ^b	e ^b	a ^b	c'	e ^b	a ^b	G [#]	d [#]	g [#]	h [#]	d [#]	g [#]
		E ^b						D [#]					
3. Zug													
	mit Quartventil												
		G	d	g	b	d'	g'	F [*]	c [*]	f [*]	a [*]	c ^{*'}	f ^{*'}
		D						C [*]					
4. Zug													
	mit Quartventil												
		G ^b	d ^b	g ^b	b	d ^b	g ^b	F [#]	c [#]	f [#]	a [#]	c [#]	f [#]
		D ^b						C [#]					
5. Zug													
	mit Quartventil												
		F	c	f	a	c'	f'	E [#]	H [#]	e [#]	g [*]	h [#]	e [#]
		C						H [#]					
6. Zug													
	mit Quartventil												
		E	H	e	g [#]	h	e'	F ^b	c ^b	f ^b	a ^b	c ^b	f ^b
7. Zug													

Grundgrifftabelle für Deutsche Klarinette in B

e bis g \flat

JUPITER[®]

Innovative Wind Instruments For Creative People
www.jupiter.info



Grundgrifftabelle für Deutsche Klarinette in B

g' bis a''

JUPITER[®]

Innovative Wind Instruments For Creative People
www.jupiter.info

<p>Rechts Links</p>	<p>Rechts Links</p>	<p>Rechts Links</p>	<p>Rechts Links</p>	<p>Rechts Links</p>
<p>Rechts Links</p>	<p>Rechts Links</p>	<p>Rechts Links</p>	<p>Rechts Links</p>	<p>Rechts Links</p>
<p>Rechts Links</p>	<p>Rechts Links</p>	<p>Rechts Links</p>	<p>Rechts Links</p>	<p>Rechts Links</p>

Grundgrifftabelle für Deutsche Klarinette in B

<p>a[#] b^{''}</p> <p>Rechts Links</p>	<p>h^{''}</p> <p>Rechts Links</p>	<p>c^{'''}</p> <p>Rechts Links</p>	<p>c[#] d^b'''</p> <p>Rechts Links</p>	<p>d^{'''}</p> <p>Rechts Links</p>
<p>d[#] e^b'''</p> <p>Rechts Links</p>	<p>e^{'''}</p> <p>Rechts Links</p>	<p>f^{'''}</p> <p>Rechts Links</p>	<p>f[#] g^b'''</p> <p>Rechts Links</p>	<p>g^{'''}</p> <p>Rechts Links</p>

Grundgrifftabelle für Trompete in B

f# bis a \flat

JUPITER[®]
Innovative Wind Instruments For Creative People
www.jupiter.info

<p>f# g\flat</p>	<p>g</p>	<p>g# a\flat</p>
<p>a</p>	<p>a# b</p>	<p>b</p>
<p>c'</p>	<p>c# d'</p>	<p>d'</p>
<p>d# e'</p>	<p>e'</p>	<p>f'</p>
<p>f# g'</p>	<p>g'</p>	<p>g# a'</p>

Grundgrifftabelle für Trompete in B

a' bis c'''

JUPITER[®]
Innovative Wind Instruments For Creative People
www.jupiter.info

<p>a'</p>	<p>a#' b'</p>	<p>h'</p>
<p>c''</p>	<p>c#'' d''</p>	<p>d''</p>
<p>d#'' e''</p>	<p>e''</p>	<p>f''</p>
<p>f#'' g''</p>	<p>g''</p>	<p>g#'' a''</p>
<p>a''</p>	<p>a#'' b''</p>	<p>h''</p>
	<p>c'''</p>	

Triller-Grifftabelle für Querflöte in C

c' bis h'

JUPITER®

Innovative Wind Instruments For Creative People
www.jupiter.info

1

c'

Links

Rechts

1/2

c# d b

Links

Rechts

1/2 und 1

d'

Links

Rechts

1/2 und 1

d# e b

Links

Rechts

1/2 und 1

e'

Links

Rechts

1/2 und 1

f'

Links

Rechts

1/2 und 1

f# g b

Links

Rechts

1/2 und 1

g'

Links

Rechts

1/2 und 1

g# a b

Links

Rechts

1/2 und 1

a'

Links

Rechts

1/2 und 1

a# b'

Links

Rechts

1/2 und 1

h'

Links

Rechts

Triller-Grifftabelle für Querflöte in C

c'' bis h''

1/2 und 1

c''

Links

Rechts

1/2 und 1

c#'' d♭''

Links

Rechts

1/2 und 1

d''

Links

Rechts

1/2 und 1

d#'' e♭''

Links

Rechts

1/2 und 1

e''

Links

Rechts

1/2 und 1

f''

Links

Rechts

1/2 und 1

f#'' g♭''

Links

Rechts

1/2 und 1

g''

Links

Rechts

1/2 und 1

g#'' a♭''

Links

Rechts

1/2 und 1

a''

Links

Rechts

1/2 und 1

a#'' b''

Links

Rechts

1/2 und 1

b''

Links

Rechts

Triller-Grifftabelle für Querflöte in C

c^{'''} bis h^{'''}

JUPITER[®]

Innovative Wind Instruments For Creative People
www.jupiter.info

1/2 und 1 \emptyset

c^{'''}

Links

Rechts

1/2 und 1 $\# \emptyset \flat$

c^{'''} d^{'''}

Links

Rechts

1/2 und 1 \flat

d^{'''}

Links

Rechts

1/2 und 1 $\# \emptyset \flat \emptyset$

d^{'''} e^{'''}

Links

Rechts

1/2 und 1 \emptyset

e^{'''}

Links

Rechts

1/2 und 1 \flat

f^{'''}

Links

Rechts

1/2 und 1 $\# \flat \flat \emptyset$

f^{'''} g^{'''}

Links

Rechts

1/2 und 1 \emptyset

g^{'''}

Links

Rechts

1/2 und 1 $\# \emptyset \flat$

g^{'''} a^{'''}

Links

Rechts

1/2 und 1 \flat

a^{'''}

Links

Rechts

1/2 $\# \emptyset \flat$

a^{'''} b^{'''}

Links

Rechts

1/2 \emptyset

h^{'''}

Links

Rechts

Triller-Grifftabelle für Querflöte in C

The diagram illustrates five flute fingerings for trills, each labeled as "Triller ungebräuchlich" (uncommon trills). Each diagram shows a finger chart with a black bar indicating the trill notes.

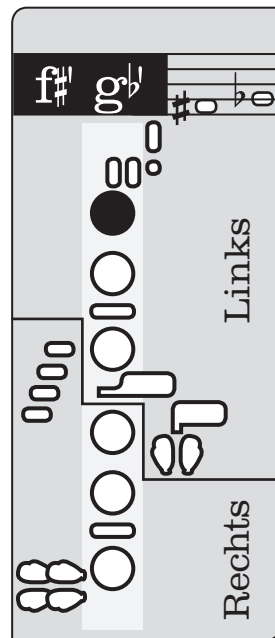
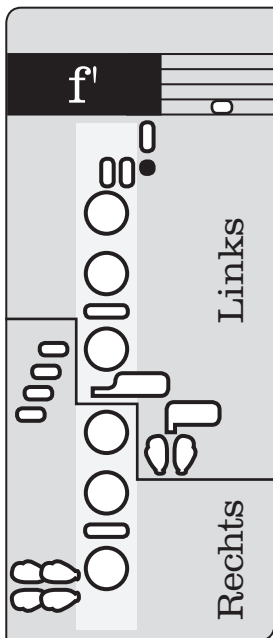
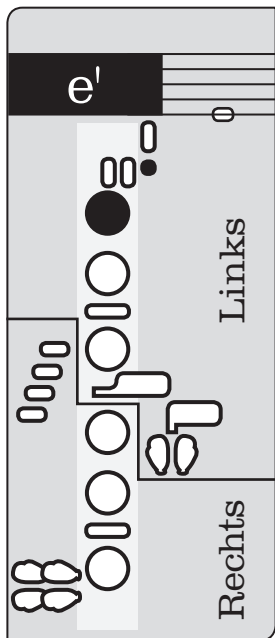
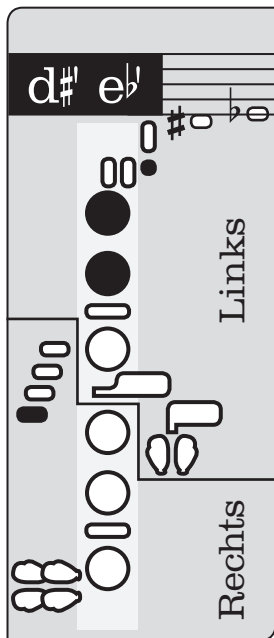
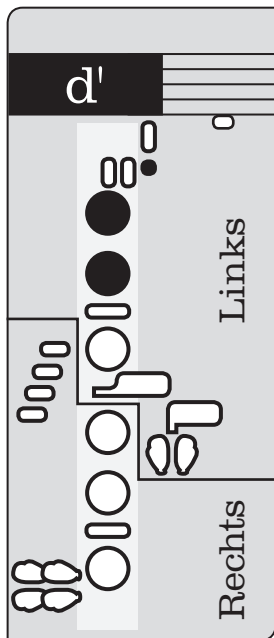
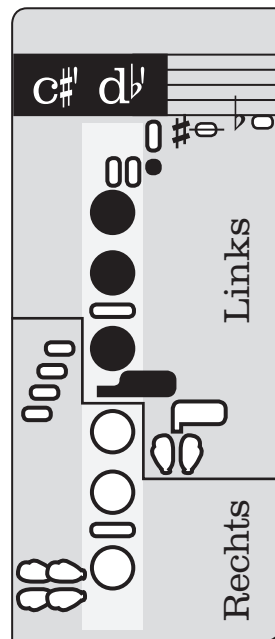
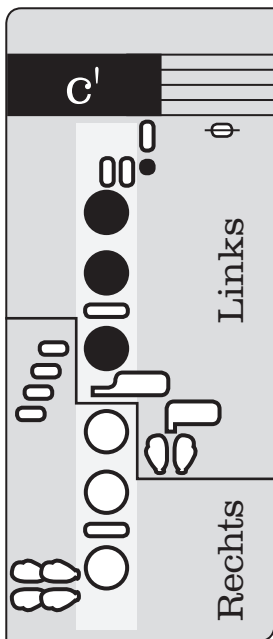
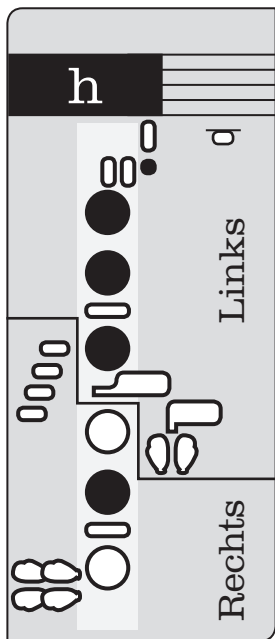
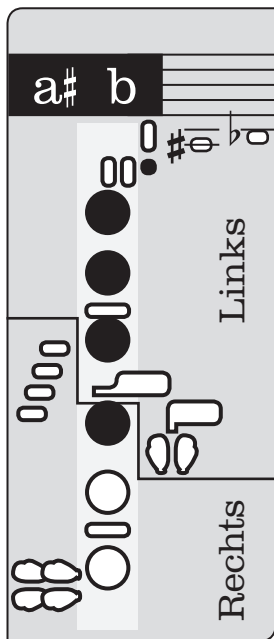
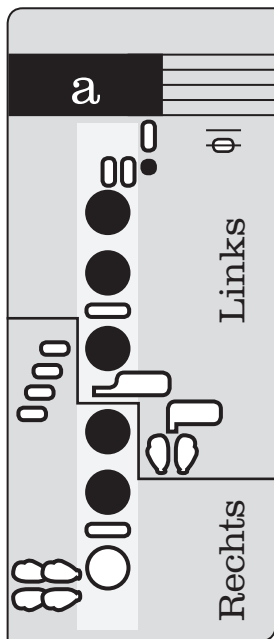
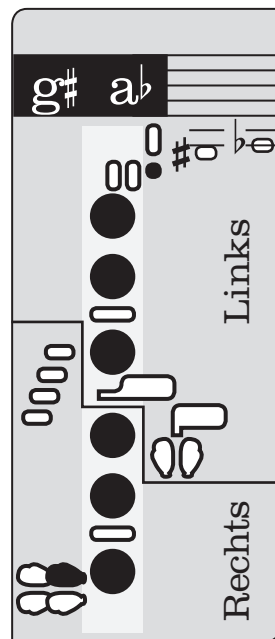
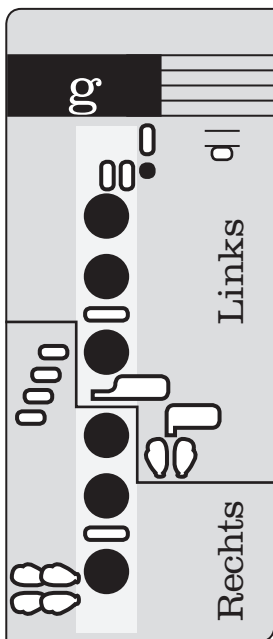
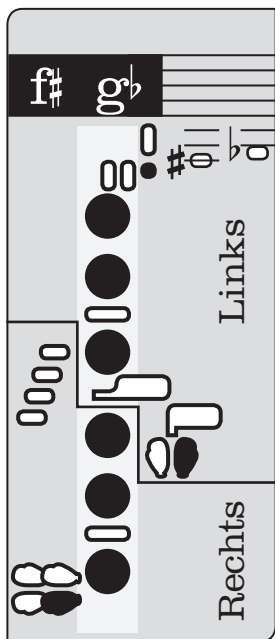
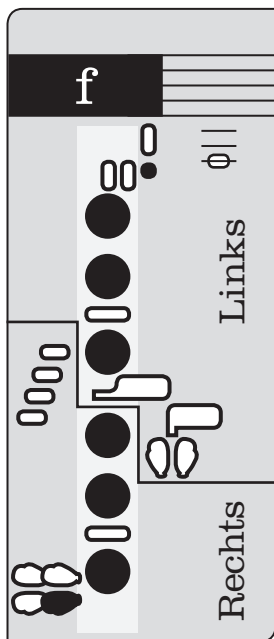
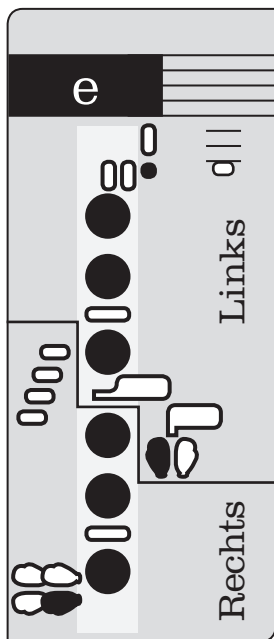
- Diagram 1:** Triller c''' . Finger chart shows c''' on the first finger and d''' on the second finger.
- Diagram 2:** Triller $c\#'''$ $d\flat'''$. Finger chart shows $c\#'''$ on the first finger, $d\flat'''$ on the second finger, and e''' on the third finger.
- Diagram 3:** Triller d''' . Finger chart shows d''' on the first finger and e''' on the second finger.
- Diagram 4:** Triller e''' . Finger chart shows e''' on the first finger and f''' on the second finger.
- Diagram 5:** Triller f''' . Finger chart shows f''' on the first finger and g''' on the second finger.

Grundgrifftabelle für Böhmklarinette in B

e bis g \flat

JUPITER[®]

Innovative Wind Instruments For Creative People
www.jupiter.info



Grundgrifftabelle für Böhmklarinette in B

g' bis a''

JUPITER[®]

Innovative Wind Instruments For Creative People
www.jupiter.info

<p>Rechts Links</p>	<p>Rechts Links</p>	<p>Rechts Links</p>	<p>Rechts Links</p>	<p>Rechts Links</p>
<p>Rechts Links</p>	<p>Rechts Links</p>	<p>Rechts Links</p>	<p>Rechts Links</p>	<p>Rechts Links</p>
<p>Rechts Links</p>	<p>Rechts Links</p>	<p>Rechts Links</p>	<p>Rechts Links</p>	<p>Rechts Links</p>

Grundgrifftabelle für Böhmklarinette in B

a[#] bis f^{'''}

JUPITER[®]
Innovative Wind Instruments For Creative People
www.jupiter.info

